



Alpatronix™ AX300

User Manual

(Please read this user manual carefully before using the speaker.)

Alpatronix is the registered trademark of Saritek Technical Solutions
 Inc PO Box 17070 Anaheim, CA 92817
 www.alpatronix.com
 support@alpatronix.com

General Information

Please read page 2 for instructions on how to change the volume of AX300 to your preferred level. You must register your product to activate the 1-year warranty. It's quick and easy.

Most return policies only allow for a defective product to be returned within 14 – 30 days after the date of purchase... and most issues that happen due to defects in material and workmanship have a knack of happening after this return period has ended. We have seen the sad-puppy look on customers' faces for too long and understand how upsetting it is to spend your hard-earned dollars on something that stops working after a few weeks! That's why Alpatronix's Ironclad Warranty will protect you for a whole year against all defects in material and/or workmanship. So register your product at www.alpatronix.com/register to activate your warranty and rest easy that you are covered no matter what the return policy is where you purchased your product!

If you have a defective product and need us to take care of you, email us at support@alpatronix.com and rest assured that our support team will make this a quick and easy process with as little pain as possible.

Frequently Asked Questions

- How do I change the volume on my speaker?
 - Make sure the volume on your device is turned to maximum.
 - Your speaker comes with a multifunction toggle button (See page 7 for diagrams).
 - If you HOLD the multifunction button to the right/left, the volume on your speaker will increase/decrease respectively.
 - If you FLICK the multifunction button to right/left, you will skip to the next/previous song respectively.
 - If you PRESS the multifunction button when you receive a call, you can activate the hands free function to answer your call. PRESS it again when you are done to hang up the call.
- My speaker didn't work right out of the box:
 - Try charging the speaker first to ensure it has a full battery. While we make every effort to charge every battery before shipping the product to you, sometimes batteries lose charge during Quality Assurance Testing.
- How do I get more support using this speaker?
 - For all technical support or customer service inquiries, please contact us at support@alpatronix.com. We will make every effort to assist you in using your device, discover how to turn any metal into gold, or achieve world peace!

Introduction

The Alpatronix AX300 is a single bluetooth speaker with stylish design and amazing power.

Equipped with a powerful USB-rechargeable lithium-ion battery, this speaker can play for hours anywhere you are... indoor, outdoor, at the beach, while playing sports, or in your hotel room.

The AX300 speaker can be used in wired mode (using the included audio mini jack) or in wireless mode with any bluetooth capable device. The built-in microphone even allows you to use it as a handsfree device (only in bluetooth connections). When on the go, the speakers fold up conveniently to fit nicely in the included carrying pouch for ultimate portability.

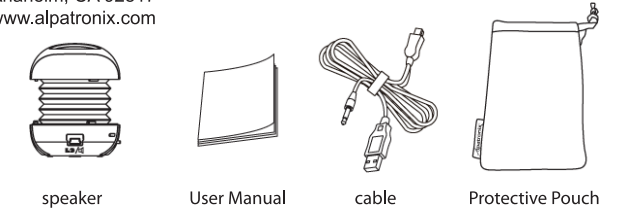
Alpatronix strives to provide an awesome customer experience and quality. If for any reason you are not satisfied with this product, please contact Alpatronix:

Alpatronix Saritek Technical Solutions Inc
 PO Box 17070 Anaheim, CA 92817
 website: www.alpatronix.com
 email: support@alpatronix.com

Contents

Your package should contain all the items listed below. If there are any missing items, please contact:

Alpatronix
 P.O. Box 17070
 Anaheim, CA 92817
 www.alpatronix.com

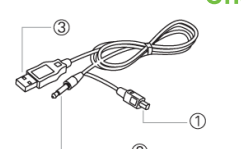


speaker User Manual cable Protective Pouch

⚠ This cable is not compatible for data connectivity with other devices.

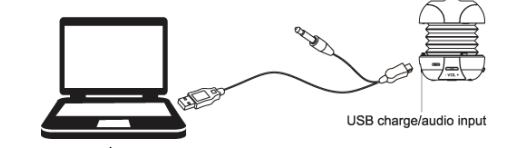
Warning!
 This device contains an internal power supply. Please read the manual carefully before usage.

Charging



Charge introduction:

- USB charge/audio input
- 3.5mm audio plug
- Standard USB connector



To charge your speaker:


- Connect the mini USB (1) to your speaker.
- Connect the standard USB (3) to your computer or USB charger.
- While the battery is charging, the LED light will glow RED. Once charged, the LED light will turn BLUE. A single charge can last up to 8 hours.

⚠ This cable is not compatible for data connectivity with other devices.

Playing Music

Wired connection:
 You can connect your speaker to any device using the USB cable and the 3.5mm jack:

- Slide the power switch to LINE mode.
- Connect the mini USB end to your speaker.
- Connect the 3.5mm jack to your audio device.
- Enjoy!



Bluetooth:
 You can also enjoy your music without the limitations of a wire!

- Slide the power switch to Bluetooth mode.
- Use your device to discover your Bluetooth speaker.
- If prompted to input a code, enter "0000".
- Once connected, you can use your speaker to play music, or you can use it as a hands free device.


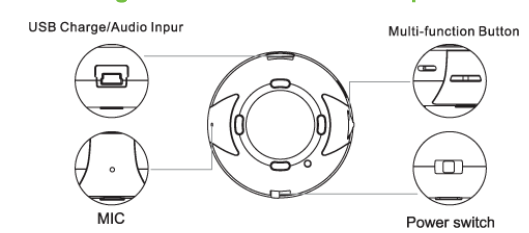


Diagram and Function Description



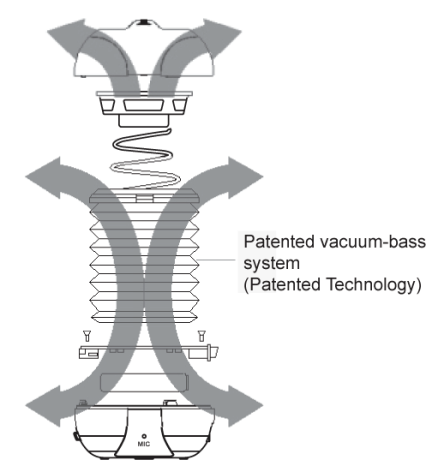
Multifunction Button

Hands Free
 To answer a call, PRESS the multifunction button.
 To end a call, PRESS the multifunction button again.

Volume Up/Volume Down
 For volume up, rotate and hold the multifunction button to the right.
 For volume down, rotate and hold the multifunction button to the left.

Skip Forward/Backward
 To go to the next song, FLICK the multifunction button to the right.
 To go to the previous song, FLICK the multifunction button to the left.

Patented technology



Patented vacuum-bass system (Patented Technology)

How to open/close the speaker resonator

To Open:
Step 1: Hold the speaker firmly by its base and top cap.
Step 2: Turn top cap counter clockwise.

The speaker will spring open to extend the resonator to full length. You will experience better sound quality in the open position.

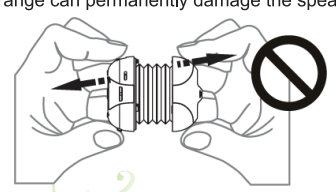
To Close:
 Hold the speaker firmly by its base and press the top cap down towards the base.

Step 2: Turn top cap clockwise.

Specifications

Model: AX300
Dimension: (φ) 65MMx(H) 49MM (Closed mode)
Net Weight: 99.4g
Speaker: (φ) 45MM
Input: L/R 380mV
Power Output: 3.2 W
S/N: > 70dB
AMP Freq Range: 280 Hz – 16KHz
Charge Voltage: 5V + 0.5V
Bluetooth Frequency Range: 2.4 GHz
Suitable Temperature: 0 °C – 40 °C
Charging Time: 2 hours

⚠ Pulling the flexible resonator beyond its normal range can permanently damage the speaker.



Copyright© 2011 – 2013
 All rights reserved.
 Manual Edition 1.0, July 2011
 Printed in CHINA

For customer support, wholesale pricing, and distribution in the United States contact:

Alpatronix
 P.O.Box 17070
 Anaheim, CA 92817
 www.alpatronix.com
 support@alpatronix.com